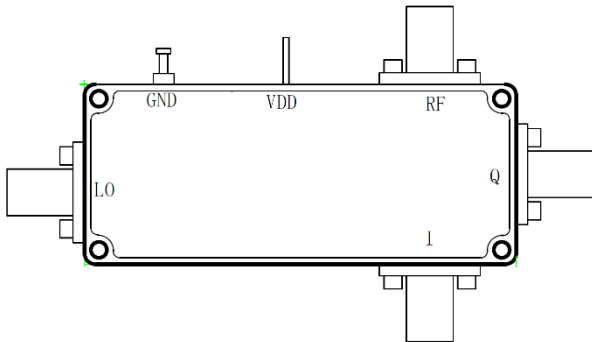


40-65GHz IQ Rx Module, 1.85mm Integrated X4 Multiplier LO Port

2022-8-1



(Reference only, no actual outline)

Description:

AT-IQRX-4065LV is an Rx Module covering 40-65GHz based on GaAs MMIC technology.

RF Port frequency range is from 40-65GHz with 1.85mm connector. LO range is 10-16.25GHz as X4 multiplier inside on LO chain. IF port frequency from DC to 20GHz with SMA Female connector.

More information, please visit www.atmicrowave.com

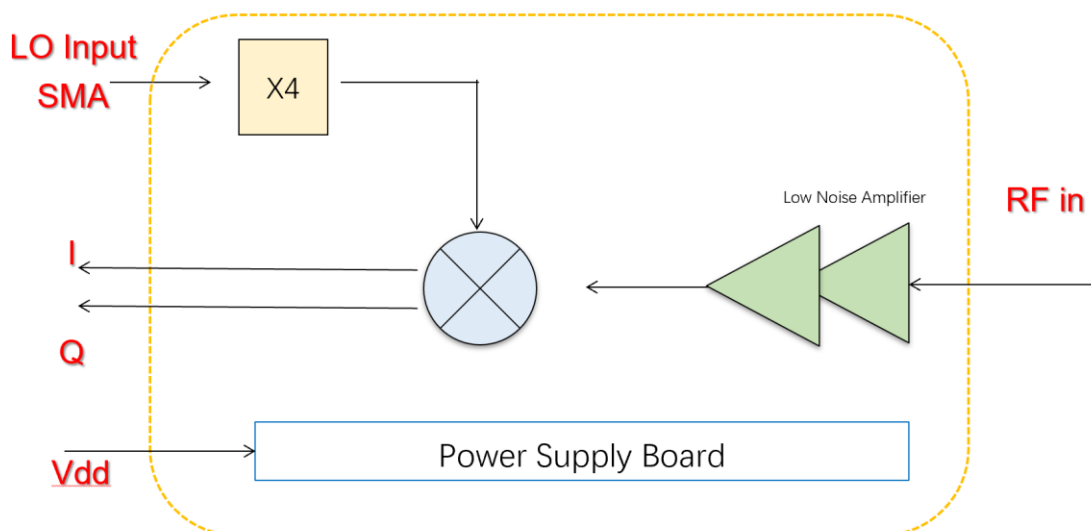
Feature

- ✓ RF Range: 40-65GHz
- ✓ LO Range: 10-16.25GHz
- ✓ High Gain: 18dB
- ✓ Low NF=6dB

Application

- ✓ 5G Communication
- ✓ Test Equipment
- ✓ ROF (RF Over Fiber)
- ✓ Radar System

Diagram Block





AT-IQRX-4065LV

40-65GHz IQ Rx Module Integrated with x4

Electronical Specifications:

Parameter	Min	Typical	Max
RF Frequency		40-65GHz	
IF Range		DC-20GHz	
RF-IF Gain (IF=100MHz)	15dB	40-60GHz: 18dB	
LO Input Frequency		10-16.25GHz	
LO Driver	+3	+5dBm	+7
LO Multiplier Factor		X4	
NF		6dB	8dB
Vdd		+5V	+8V
Idd		0.45A	
Imaging Rejection		-25dBc	
Spec Temp		25C	


Note:

All measurements performed with low side LO, IF =1GHz and external IF 90° hybrid.

Mechanical Information

Item	Description
RF Port	1.85mm Female
LO Port	SMA Female
IF Port	SMA Female
Case Material	Copper
Finish	Gold Plated
Weight	TBD
Size:	TBD





AT-IQRX-4065LV

40-65GHz IQ Rx Module Integrated with x4

Absolute Maximum Ratings Table

Parameter	Value
RF Power	+5dBm
LO Power	+23dBm
Vdd	+9V
Operating Temperature	-20 to +70C
Storage Temperature	-65 to +150C

Notes:

1. Datasheet may be changed according to update of MMIC, Raw materials , process, and so on.
2. This data is only for reference, not for guaranteed specifications.
3. Please contact AT Microwave team to make sure you have the most current data.

Dimension (mm)

To be added.

